

RE CERTIFICATION TEST

Instructions

Web Site

<http://njsiaahs.arbitersports.com>

User name:
your email address

Password:
your password for
arbiter

BEGINNING

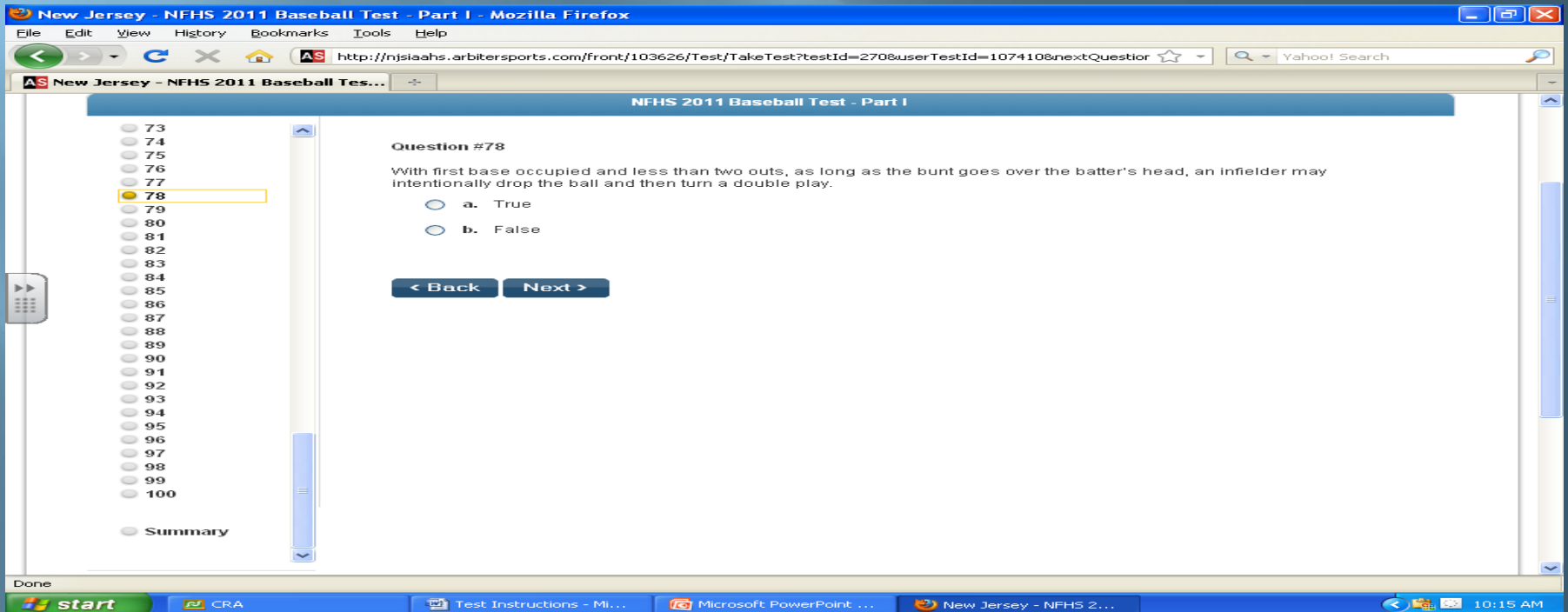


To begin taking a test, click **Take Test** to the right of the open test you wish to take.

Open Tests		Group	Close Date	Max Attempts	Status		
NFHS 2010 Soccer Test Part I You may take this test 1 more time(s).	ih saa	08-23-2010	1	Not Started	Instructions	Take Test	
NFHS 2010 Volleyball Test Part I You may take this test 1 more time(s).	ih saa	08-23-2010	1	Not Started	Instructions	Take Test	
NFHS 2010 Football Test Part I You may take this test 1 more time(s).	ih saa	08-24-2010	1	Not Started	Instructions	Take Test	


ANSWERING QUESTIONS

Click the circle next to the answer you believe is correct. Your answer will be saved when you move to a different question. You may change your answers anytime before submitting the test.



The screenshot shows a Mozilla Firefox browser window displaying a test titled "New Jersey - NFHS 2011 Baseball Test - Part I". The address bar shows the URL: <http://njssiahs.arbitersports.com/front/103626/Test/TakeTest?testId=270&userTestId=107410&nextQuestion>. The page content includes a list of question numbers from 73 to 100, with question 78 selected and highlighted in yellow. To the right of the list, the question text is displayed: "Question #78: With first base occupied and less than two outs, as long as the bunt goes over the batter's head, an infielder may intentionally drop the ball and then turn a double play." Below the text are two radio button options: "a. True" and "b. False". At the bottom of the question area are two buttons: "< Back" and "Next >". The browser's taskbar at the bottom shows several open applications: "start", "CRA", "Test Instructions - Mi...", "Microsoft PowerPoint ...", and "New Jersey - NFHS 2...". The system clock in the bottom right corner shows "10:15 AM".

NAVIGATING BETWEEN TEST QUESTIONS

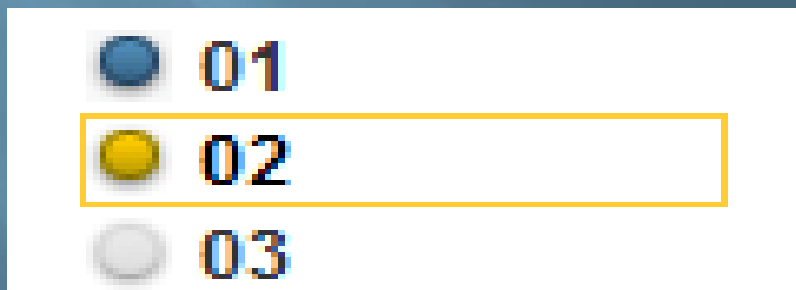
To navigate between test questions, click  or click on the question number in the left panel.

The circles in the left column next to each question indicate, by color, which questions have been answered.

A **blue** circle indicates a question has been answered.

A **yellow** circle indicates a question is currently being viewed.

A **white** circle indicates a question has not been answered.



SAVING AN UNFINISHED TEST

To save an unfinished test, which you plan to complete at a later time, click **Save and Exit** in the lower right corner of the screen.



RETURNING TO COMPLETE A TEST


When you are ready to complete a test, return to the **TESTING** Tab and click **Continue** to the right of the test you have begun. You will be returned to the same question at which you stopped.

Open Tests		Group	Close Date	Max Attempts	Status		
NFHS 2010 Soccer Test Part I	You may take this test 1 more time(s).	ih saa	08-23-2010	1	1 of 100	Instructions	Continue
NFHS 2010 Volleyball Test Part I	You may take this test 1 more time(s).	ih saa	08-23-2010	1	Not Started	Instructions	Take Test
NFHS 2010 Football Test Part I	You may take this test 1 more time(s).	ih saa	08-24-2010	1	Not Started	Instructions	Take Test

SUBMITTING A TEST

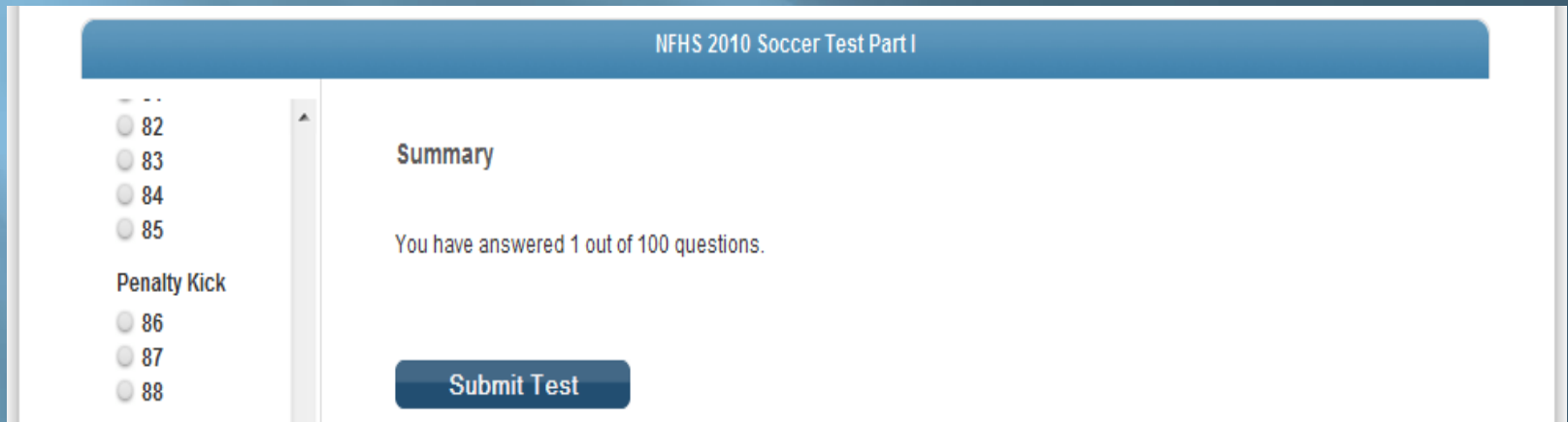
Before submitting a test, please make sure all questions are answered to your satisfaction. You will no longer be able to revise your answers or return to the test after it is submitted.

Once you have finished answering all test questions, note the following:

If the last question you answered was question 100, click  to be taken to the Summary screen, where the option to submit your test is provided.

If the last question you answered was any question other than 100, use the vertical scroll bar to scroll to Summary at the bottom of the left panel. Click Summary, and then scroll to the top of the page to see a summary of questions answered.

When you are ready to submit the test, click



CONFIRMATION AND TEST RESULTS

Upon successful submission of your test, you will see a confirmation screen with the following information: *Test name, your name, test completion date and time, and test score.*

You should print this information as proof of having taken the test. ArbiterSports will also automatically send you a confirmation email containing the same information as the confirmation screen. Save one or both for your records.

Click

Next >

below to begin taking the test.



Questions?